



Welcome to Southville Primary School

Welcome



purpose of this meeting

- To introduce you to the staff working in our team.
- To outline the main subjects and topics that will be covered during the year.
- To provide important information such as PE days and Forest School.
- To share key information about how you can support your child.

Year 1 Class Teachers

Badger Class



Ms Lawrence



Ms Thomas



Butterfly Class



Mrs Parker



Ms Hall



Bear Class



Ms Ballantine



Badger class teachers



Ms Lawrence

(Mons, Tues & every
other Weds)



Ms Thomas

(every other Weds,
Thurs & Fri)

Key staff within Year 1



Miss Mer
PPA cover & Reading
interventions



Mrs Phillips
LSA



Miss Asansi
PPA cover



Miss Holden
PPA cover

PPA COVER

On a Wednesday, Year 1 teachers all meet together to discuss the children's learning. The children are taught by Miss Asansi, Miss Holden and Miss Mer who deliver an exciting afternoon of music, R.E, P.E. and Computing on a termly rotation.

Key staff within Year 1



Ms Fisher
ELSA & lunchtimes



Ms Wharton
Speech and Language



Ms Darwell
Forest School

Key staff within the School



MR BOWMAN
Head Teacher



MR COMMANDER
Deputy Head Teacher



MR POTTER
Deputy Head Teacher



MS MASIH
Key stage 1



MRS MOODY
Special Needs Coordinator
and Inclusion Lead



MRS MATHIAS
Family Liaison



MISS TRIMNELL
SENCo Support



MRS FLAECHER
School Business Manager



MRS STENNER
Kitchen Manager

Attendance



- All school time is important for children, and missing lessons often means it is hard to catch up.
- Attendance is monitored internally by the Senior Leadership Team and the Family Liaison Officer and externally by our school's Educational Welfare Officer (EWO). If your child is persistently absent, the team will book a meeting with you to set targets for improving attendance.
- We are no longer permitted to grant absence for holidays. Taking periods of unauthorised absence results in parental fines.
- If you need any support with anything that is affecting your child's attendance, please get in touch with Mrs Mathias, our Family Liaison Officer.
- Punctuality is also very important: 5 minutes late each morning is 25 minutes per week, 950 minutes per year. That's almost 16 lessons of lost learning time.

Uniform



- The school uniform policy can be found on the [website](#).
- You can buy branded items from Monkhouse Schoolwear, 140 East Street, Bedminster BS3 4EW in store or online by [clicking here](#).

Classroom wear

- Plain or with school badge red school sweatshirts, cardigans, hoodies or zipped long sleeved tops
- Plain or with school badge white or red polo shirts
- Dark grey or black shorts, trousers, skirts, skorts or pinafore dresses Plain grey, black or red tights
- Plain white, grey or black socks
- Black flat shoes or plain black trainers (with no additional colours or markings)
- Closed toe sandals (with a fastening around the heel) Red gingham dresses or playsuits

PE Kit

- On days when a child has PE, they can wear their PE kit to school for the day.
- Black shorts and white or red polo shirt or t-shirt

Children are not allowed to wear jewellery (watches and stud earrings are fine)

Transition to Year One



- Free choice of activities throughout the day linking to lessons taught
- Focus on practical activities
- Extra PSHE
- Building Year 1 routines up slowly - continuously being reviewed



Timetable of the day



Drop off between 8:35 and 8:45.

- AM
- In the morning we normally do phonics and writing before play, and maths and reading after play.
- There is an assembly in the hall on Monday, Wednesday and Friday.
- PM
- We cover all subjects in the wider curriculum covering history, geography, science, art, music, and DT. The children have lots of free choice as part of these sessions.
- The children also do ICT, P.E, R.E, and PSHE
- There is another playtime at 2.15 p.m.
- We share a story at the end of the day

Pick up at 3.30. Thank you again for being punctual.



Playtimes



- Government fruit is provided although children are welcome to bring in another small snack if they wish.
- Children are not allowed crisps or sweets as a snack.
- **Please do not send nuts (or sesame seeds - this includes hummus and pesto)** as some children have nut allergies. We are a nut-free school.
- Children aren't allowed to share their snacks.
- Children go outside in most weathers so please make sure that your child has a waterproof coat in school everyday. They may bring in wellies if they like.
- They will also need to bring in a named full water bottle every day which will need to go home each day to be refilled.

Lunch

- Year 1 go for a short play outside before having lunch in the dinner hall and then out to play again once having eaten. The children enjoy the OPAL equipment at lunchtime.



P.E.



- Twice a week:
Badger: Wednesday afternoon (inside) and Fridays (outside).
Bear: Monday (outside) and Wednesday afternoon (inside)
Butterfly:
- This may change as the school year goes on; we are lucky to have Bristol Sport come and teach alongside us for a term.
- All children to wear their P.E. kit on their P.E. days.
- Some P.E will be taught outside so please make sure they are suitably dressed in warm clothes, sensible shoes/trainers and bring a waterproof coat in with them - Wednesday P.E. is usually inside.

Forest School Dates



Ms Darwell leads our Forest School. We will be going to the forest 11th and 18th March and 1st April.

It tends to be very cold in the forest and we are there all morning. Please make sure your child is dressed in appropriate clothing for the winter outdoors. We do have some spare waterproofs and wellies so please do ask if you need to borrow some.

Visit the webpage for more information



[Home](#) › [Our School](#) › [Learning](#) › [Curriculum](#) › [Year groups](#) › [Year 1](#)

[Our School](#)

Learning in Year 1

<https://www.southville.bristol.sch.uk/>

<https://www.southville.bristol.sch.uk/our-school/learning/curriculum/year-groups/year-1/>

Relationships and Behaviour



CONNECTION



COURAGE



IMAGINATION



CARE

Behaviour Expectations



Care

BE KIND - LOOK AFTER YOUR WORLD

AIM HIGH – EMPOWER OTHERS

Our whole school expectations for behaviour are

Be Kind, Aim High and **Behave Safely.**

Unsafe behaviour will immediately be addressed by
Mr Bowman, Mr Potter or Mr Commander.

Relationships and Behaviour Policy



The ZONES of Regulation

			
Blue Zone Sad Bored Tired Sick	Green Zone Happy Focused Calm Proud	Yellow Zone Worried Frustrated Silly Excited	Red Zone overjoyed/Elated Panicked Angry Terrified

Copyright © 2021 Think Social Publishing, Inc. All rights reserved.
Adapted from The Zones of Regulation 2-Storybook Set | Available at www.socialthinking.com

We talk to the children about the 'Zones of Regulation' and practice strategies that enable them to self-regulate themselves.



CONNECTION



COURAGE



IMAGINATION



CARE

Curriculum



CONNECTION



COURAGE



IMAGINATION



CARE

Wider Curriculum Topics & Trips



- **Term 1 – Our School**
- **Term 2 – The Victorians** (local walk led by Micheal Gorely from Historic England)
- **Term 3 – Balloon Voyage**
- **Term 4 – Let's Play**
- **Term 5 - Life Under Water** (trip to Bristol Aquarium)
- **Term 6 – On Safari** (visitor workshop teaching African drumming and art)

Subjects



Subject Information

Click the subject links below for more information:



English



Mathematics



Science



History



Geography



Art



Design & technology



Music



Religious education

You can find information about what and how we teach each subject on the school [website](#).

How to help your child at home

Find out more about how you can help your child at home by clicking the links below.



Black Lives Matter



How to help with maths



How to help with phonics



How to help with reading



How to help with spelling



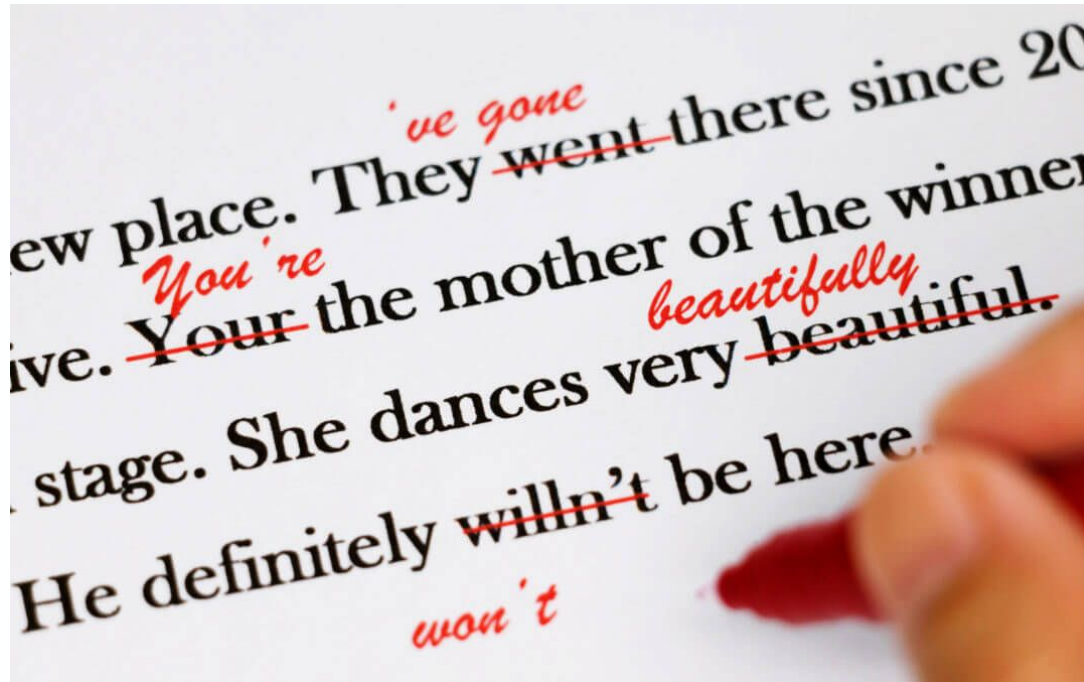
How to help with the wider curriculum

You can also find information about [how to help your child](#).

Feedback and Marking



We support the children in taking accountability for their own learning: marking, reviewing, evaluating and editing their work using red pen following teacher feedback during the lesson.



‘Red pen editing is GOOD! It shows us you are learning!’

How can you support your child?



READING – please try to read at home as much as you can. Please record in the diary every time your child has read.

Your child will read in a small guided group two or three times a week in school; you can view and read this book online using the Collins eBook login details from last year.

You child will also bring home a reading book and a library book to share with an adult at home.

Little Wandle Phonics and Reading



- Screening Check in June 2025 for Year 1
- 3 reading sessions a week (decoding, prosody and comprehension)
- Small group 'keep up' and 'catch up' interventions with specialist member of staff

For parents

The resources on this page will help you support your child with saying their sounds and writing their letters. There are also some useful videos so you can see how they are taught at school and feel confident about supporting their reading at home. Find our full Reception and Year 1 teaching programme overview [here](#) to see what your child will learn and when.

Parents and carers! If you have bought the Little Wandle at Home Phonics Flashcards don't forget to check out four fun games to play with your children on the [Collins website](#).

Collins ebook log in Some Little Wandle member schools subscribe to Collins ebooks and provide log-in links to parents and carers. If your school is a subscriber [you can log in here](#). If you're not sure if your school subscribes, or need a reminder of log in details, please contact your child's school.

[Support for phonics](#)

[How we teach](#)

[Books coming home](#)

[Nursery rhymes - videos](#)

[Nursery rhymes - downloads](#)

Videos



Phase 2 sounds taught in Reception Autumn 1



Phase 2 sounds taught in Reception Autumn 2



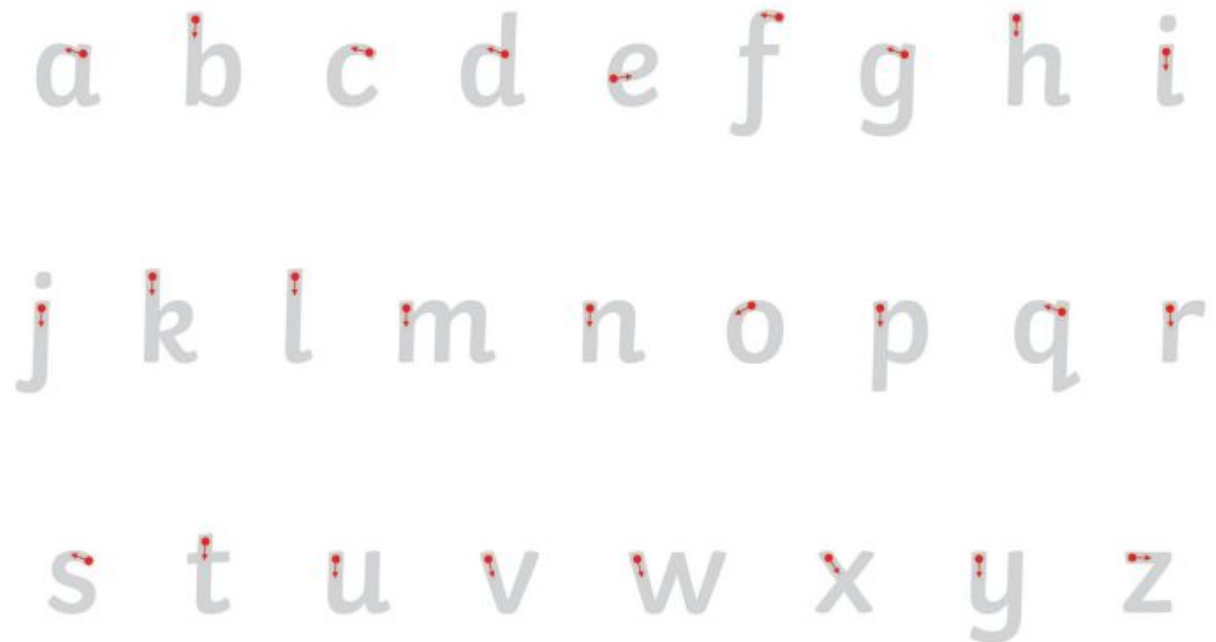
Phase 3 sounds taught in Reception Spring 1



How to say Phase 5 sounds

[Support for parents](#)

- **Spellings** – please focus on tricky words. The children will have one taught spelling lesson a week with opportunities for practice across the week.
- **Handwriting**. Please help your child to hold their pencil correctly with a tripod grip and form their letters correctly.



Helping your child with Maths

- Board games
- Practise counting in the car/journey to school etc

Key Mental Maths to Practise:

1 more

1 less

Counting to 100 and back to 0

Counting in 2s, 5s, 10s

Doubles and halves

Number bonds + and - to all the numbers up to and including 10

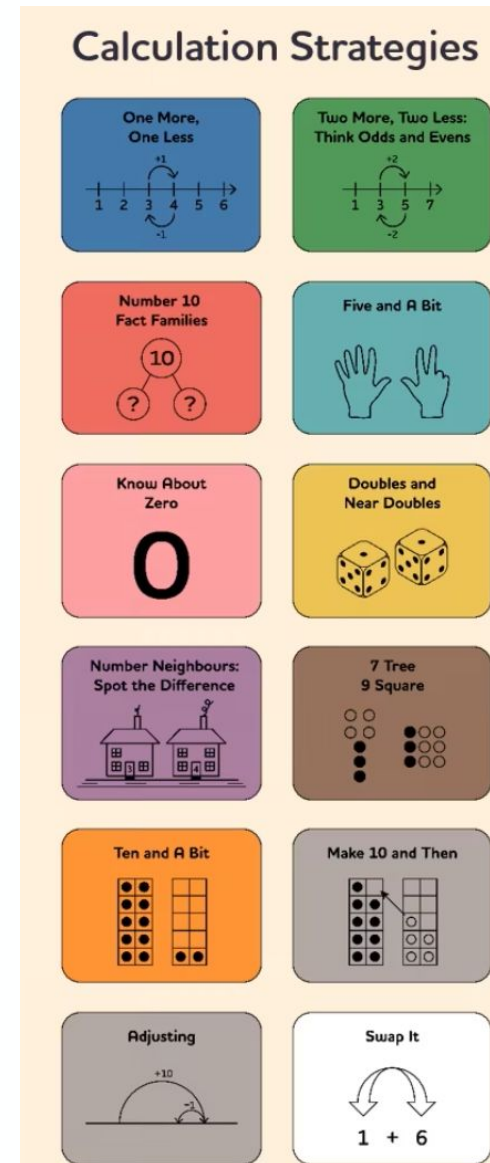
'Google' Jack Hartman number bonds (or number pairs) for some catchy songs. (Watch out for adverts)

<https://www.youtube.com/watch?v=M0Kb6hpwB2U>

<https://www.youtube.com/watch?v=JtsVRgXt8CM>)

Maths - Number Sense

- We have introduced the [Number Sense](#) programme to develop fluency in addition and subtraction up to 20.
- This structured programme uses visual models and defined strategies to build a deep understanding of number relationships and rapid recall of facts without relying on counting.
- It is taught through daily 15-minute sessions in KS1 and Year 3.
- In Reception, we will use [Number Sense EYFS](#), especially its effective visuals, to support understanding of numbers up to 10.



Communication



CONNECTION



COURAGE



IMAGINATION



CARE

Communication



- **Parents' Evening** takes place in:
 - **Autumn** (week beginning 10th and 12th November)
 - **Spring** (date tbc - March/April time).
 - Your child will receive an end-of-year report in **Summer**.
- The newsletter is sent out **every Friday** and it has all of the important whole school news and updates
- We will be sending out a year group specific **Weduc message every Friday**
- Action shots of school life are on the school's social media channels (**Twitter / Facebook / Instagram**)
- Please feel free to come over for a chat when we are dismissing the children. Please note that you may have to wait until all of the children have been dismissed and / or have to arrange a meeting at another time.

Thank you for your support.



If you have any strengths or skills you would like to share with Year 1 or any free time for reading with the children, this would be very much appreciated. Please let us know.