

Year 1: Pesky Pirates



Key Curriculum Areas: English, Geography, History, Science

Essential Learning

By the end of this term, you will have learned...

- All about the life of the world's most famous pirate, Blackbeard, who was born in Bristol
- To identify the UK and its countries on a map
- To name and locate the world's 7 continents and 5 oceans (where Blackbeard travelled)
- All about the weather through the year and around the world (as Blackbeard sailed on his adventures)
- How to use simple compass directions and words (to describe where Blackbeard's treasure might be buried on a map)
- How to write a simple rhyming clue (to find the treasure)
- How to draw your own treasure map and write instructions to find the treasure
- How to write a senses poem, focusing on what you can see, hear, smell, feel and taste aboard the pirate ship
- To identify and name some materials and carry out a simple test

Hook Day

We are going to be pirates and go on a treasure hunt so let's put on our hats, grab our telescopes and off we go!



Block 1

- We'll learn all the skills to be great member of the pirate crew.
- We'll write some clues to find the buried treasure and design a pirate ship.



Block 2







- We'll learn the parts of the UK, the names of the 7 continents and 5 oceans, as well as what the weather is like around the world.
- We'll make our own treasure island maps and write instructions to find the buried treasure.



Block 3

- We'll learn about Blackbeard, the famous Bristolian pirate and follow in his footsteps as we sail aboard The Matthew.
- We'll then write a poem about our experience using all our senses.

Year 1: Pesky Pirates/ National Curriculum Links

Science		Geography	
<ul style="list-style-type: none">• (observe changes across the four seasons)• (observe and describe weather associated with the seasons and how day length varies.)• (distinguish between an object and the material from which it is made)• identify and name a variety of everyday materials, including wood, plastic, glass, metal, water, and rock• (describe the simple physical properties of a variety of everyday material)s• (compare and group together a variety of everyday materials on the basis of their simple physical properties.)• To carry out a simple test		<ul style="list-style-type: none">• name and locate the world’s 7 continents and 5 oceans• (identify seasonal and daily weather patterns in the United Kingdom and the location of hot and cold areas of the world in relation to the Equator and the North and South Poles)• use world maps, atlases and globes to identify the United Kingdom and its countries, as well as the countries, continents and oceans studied at this key stage• use simple compass directions (north, south, east and west) and locational and directional language [for example, near and far, left and right], to describe the location of features and routes on a map• use aerial photographs and plan perspectives to recognise landmarks and basic human and physical features; devise a simple map; and use and construct basic symbols in a key	
Art		History	
<ul style="list-style-type: none">• to use a range of materials creatively to design and make products• to use drawing, painting and sculpture to develop and share their ideas, experiences and imagination		<ul style="list-style-type: none">• significant historical events, people and places in their own locality.	
DT		Key vocabulary:	
<ul style="list-style-type: none">• not applicable in this topic		Science – xxxx Geography – xxxxx History – xxxxxx	
Writing genres	Key texts		
description rhyming clue, instructions to find treasure, senses poem	<div></div> <div></div> <div></div> <div></div> <div></div> <div></div>		
Also: The Troll by Julian Donaldson and The Pirate Cruncher by Jonny Duddle			

Role Play: pirate ship

Term 1 (8 weeks)

Block 1 (Wks 1-3)

Week 1:

How to be a pirate:

How to work with a partner (e.g. building models, drawing pics behind screen using positional lang/taking turns to draw a pirate pic/taking turns to play a game)

How to work in a team (e.g. building identical models/ building a model together/taking turns in a game)

Sticking to the ship rules (writing rules for the classroom)

Learning to listen to the captain and the crew

Learning to keep the ship tidy

Resilience: trying a challenge

Weeks 2 & 3:

Hook Day

Dress up as a pirate and go on a treasure hunt – reading simple rhyming clues & looking at a simple map, paint a self portrait as a pirate/make pirate puppets/egg box treasure chests/ making pirate hats/telescopes

Labels – label pirate ship, label treasure, label pirate etc.or make a collage and label it

Science investigation: Does it float or sink? E.g. corks, plastic tub, metal tin, metal spoon, wooden spoon etc etc. Use the info to design your own floating pirate ship.

Find rhyming words in sand tray/ with magnetic fishing line/ in the lucky dip treasure box

Reading rhyming stories and spotting the rhymes

Practise: caps, full stops, finger spaces, using sounds, positional lang - all in pirate context

Writing Outcome: WRITE A RHYMING CLUE

e.g. I have hidden a fish

behind the d_____.

I have hidden a cat

Under the m_____.

Block 2 (weeks 4 – 6)

Week 4

Learn about Blackbeard -find Bristol on map and learn parts of UK

Learn 7 continents and 5 oceans and draw where Blackbeard sailed on the map

Learn about the weather. Introduce weather diaries (as Captain's weather log) and Seasons – What would it be like if Blackbeard sailed in winter/summer?

Learn N,E, S, W and look at some different treasure maps, using positional lang to talk about them

Compare objects in plan view and side view

Create a weather map by placing weather symbols on a map of the world. Pretend you are Blackbeard and present a weather report orally. Say where you are going to sail to next and why. Show your journey on the map. Do oral presentation to class (to be videoed)

Week 5

Read instructions about how to make a collage/model of island.

Read instructions about how to make a pirate jelly boat (in an orange quarter) and make it **Week 5 = harvest week also teach eatwell plate ?sword kebabs, bread roll with pirate flag??**

Make a collage or a model of an island and decide where the treasure will be buried.

Draw a map of your island.

Practise: caps, full stops, finger spaces, positional lang

Writing Outcome: WRITE INSTRUCTIONS about how to find the treasure on your island.

Weeks 6 – 8

Learn about the life of Blackbeard

Writing questions

Hot-seating

Time line

TRIP : SAIL ON MATTHEW (w/b 7.10.19 or 14.10.19)

Practise: adjectives, caps, full stops, finger spaces, positional lang, -ing suffix

Read poems about pirates

Writing Outcome: WRITE A POEM Write a senses poem about being aboard the pirate ship.

I can see...

I can hear....

Also

Pirate songs, Just Dance pirates, pirate yoga, pirate games, fine motor: sew your own pirate ship,

